

SAFETY AND SCHOOL ENVIRONMENT

Safe and Orderly School Features

Your School	does	does not
• allows after-school programs	<input checked="" type="checkbox"/>	<input type="checkbox"/>
• requires student uniforms	<input type="checkbox"/>	<input checked="" type="checkbox"/>
• encourages community programs in school building.	<input checked="" type="checkbox"/>	<input type="checkbox"/>
• conducts home visits	<input checked="" type="checkbox"/>	<input type="checkbox"/>
• has a closed campus	<input checked="" type="checkbox"/>	<input type="checkbox"/>
• requires parental conferences	<input checked="" type="checkbox"/>	<input type="checkbox"/>

Safety and Discipline

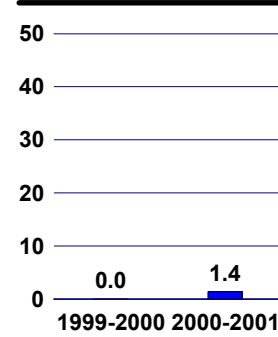
Safe schools are a top priority for parents, teachers, and communities. Your school's safety and discipline record for the 2001-2002 school year is:

Type of Incident	Number of Incidents Reported	Action Taken				
		In School Suspension	Out of School Suspension	Expulsion	Referred to Law Enforce.	Other
Substance Abuse - Drugs	6		4		3	
Substance Abuse - Alcohol	3		3			
Substance Abuse - Tobacco						
Assaults/Fights						
Habitually Disruptive Students						
Dangerous Weapons						
Other Violations of Code of Conduct	34		33			1

Student Attendance and Time Spent in Classroom

2001-2002	Your School
Length of School Year	170 days
Enrollment	181
Average Daily Attendance	165
Student Dropouts	1.4%
Students Per Total Staff	8.5
Annual Number of Teacher Days Scheduled without Student Contact	11

Dropout Rate



Student Information Over Time

	1999-2000	2000-2001	2001-2002
Student Average Daily Attendance	99.4%	96.0%	91.0%
Student Dropouts	0.0%	1.4%	
Safety and Discipline Total Incidents Reported		0	43
Student Enrollment Stability			92.8%
Students Eligible for Free Lunch			36

OVERALL ACADEMIC PERFORMANCE RATINGS

- Excellent
- High
- Average
- Low
- Unsatisfactory

SCHOOL IMPROVEMENT RATINGS

- Significant Improvement
- Improvement
- Stable
- Decline
- Significant Decline

N/R - Data not reported to State

TAXPAYERS' REPORT

Sources of School District Revenue 2001

Local Tax Contribution	\$78,431,310
State Tax Contribution	91,494,567
Federal Grants	12,043,089
State Grants	5,264,915
Private/Partnership Grants	267,179
Other Discretionary Income	23,001,199
Total School Dist Revenue	\$210,502,259

Total 2001 District Revenue Per Pupil = **\$6,738**

District Source of Funds 2001



District Use of Funds 2001

Teachers	\$101,593,722
Administration	13,205,758
Building & Facilities Maintenance	19,432,177
Operational Expenses	69,829,254
Textbooks/Materials	8,874,577
Total	\$212,935,488

District Use of Funds 2001



District Debt and Capital Construction & Equipment

Total Outstanding Bonded Debt	\$93,445,000
Average Annual Percentage Interest Rate on Debt	5.34%
Amount Raised from Most Recent Bond	\$99,829,000
Amount Spent on New Buildings During Last 2 Years	\$32,852,820

Voter Approved Funding Changes

Your community did / did not hold an election in November 2000.

The following items have been approved by voters:

TABOR Override

Bond


Mill Levy Increase
\$26,998,822

Globe Charter School
2132 East Bijou Street . Colorado Springs, CO 80909 . 719-630-0577
1010 / 3470

For more information and further details about this report, visit www.state.co.us/schools
Colorado Department of Education . 201 East Colfax Ave. Denver, CO 80203

10/31/2002

GLOBE CHARTER SCHOOL



COLORADO SPRINGS 11

School Accountability Report 2001-2002 School Year

School Performance Summary

Overall Academic Performance

Low

Academic Improvement:

Rating calculated pursuant to section 22-7-604 (6)

Significant Decline

How Globe Charter School Compares To Nearby Middle Schools

School	Academic Performance
Nikola Tesla Education Opportunity Center	Unsatisfactory
East Middle School	Low
North Middle School	Average
New Horizons Day School(1)	Unsatisfactory
Emerson-Edison Junior Charter Academy	Low
Carmel Middle School(1)	Low
Cheyenne Mountain Charter Academy(2)	Excellent
Irving Middle School	Average
Gorman Middle School(1)	Low
Mann Middle School	Average

1 Located in Harrison 2 School District.

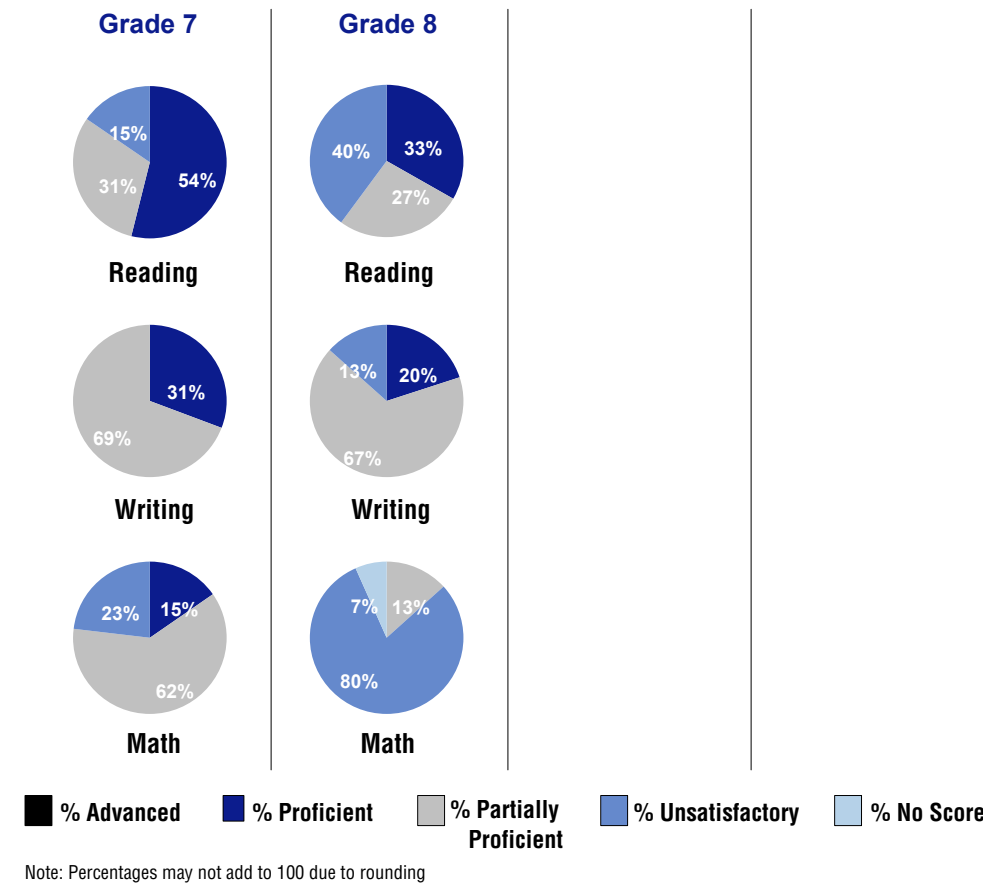
2 Located in Cheyenne Mountain 12 School District.

For more information on additional schools, visit
www.state.co.us/schools

STUDENT PERFORMANCE

Colorado students are assessed once a year in order to measure their performance on state academic content standards, using the Colorado Student Assessment Program (CSAP). The chart below shows the results for grades 7 - 8 in the subject areas for reading, writing and math for all students tested.

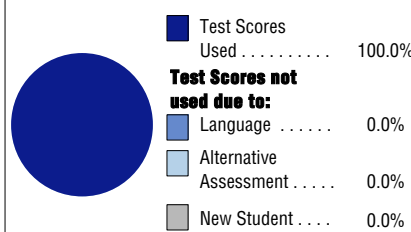
CSAP 2002 Spring



Percent of Students Scoring Proficient and Advanced

	Your School	District	State
Grade 7-8 Reading	43%	62%	62%
Grade 7-8 Writing	25%	48%	50%
Grade 7-8 Math	7%	37%	39%

Student Test Scores Used For Calculating Overall Academic Performance



Each school in the State received a rating of "Excellent", "High", "Average", "Low", or "Unsatisfactory" for student academic performance in school year 2001-2002 using the CSAP results printed above. Every student in this school who took these tests was included in the calculation used to assign a rating, except for students who do not speak English, whose special needs require that they spend less than 45% of their time in a regular classroom, or who enrolled in the public school after February 1 of this school year. Your school's rating was determined by the percentage of students performing in each of the Advanced, Proficient, Partially Proficient, and Unsatisfactory levels. These percentages were weighted and combined across grade levels and academic areas. These weights reward performance at the Advanced and Proficient levels over performance at the Partially Proficient and Unsatisfactory levels. The ratings were assigned after calculating the weighted total for each academic area and grade level for each school and comparing this school to all other middle schools for the 2001-2002 school year.

Overall Academic Performance for the 2001-2002 school year

Low



Note: Percentages may not add to 100 due to rounding

SCHOOL HISTORY

	2001-2002	2000-2001
Overall Academic Performance	Low	Low
School Improvement	Significant Decline	



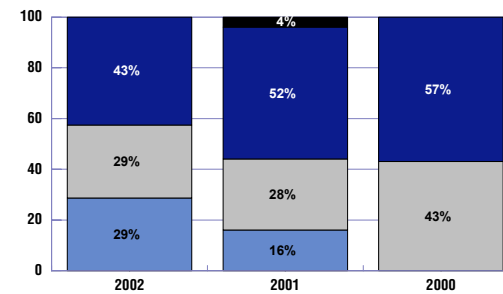
Each school receives a school improvement rating of Significant Improvement, Improvement, Stable, Decline, or Significant Decline. This rating is based upon the change in student academic performance from the previous year. Each school can improve its rating next year by improving student performance on the 2002-2003 CSAP.

Reading Proficiency Levels

Grades 7-8

Percent Proficient and Advanced

2002	43%
2001	56%
2000	57%

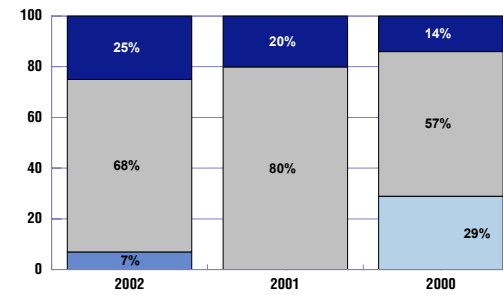


Writing Proficiency Levels

Grades 7-8

Percent Proficient and Advanced

2002	25%
2001	20%
2000	14%

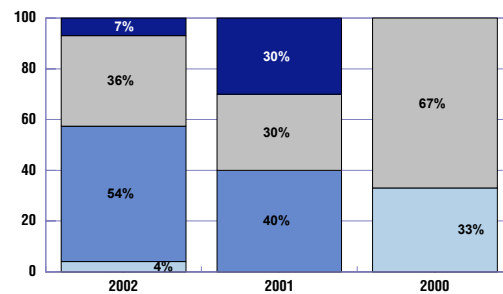


Math Proficiency Levels

Grades 7-8

Percent Proficient and Advanced

2002	7%
2001	30%
2000	0%



Note: Percentages may not add to 100 due to rounding

ABOUT OUR STAFF

School Employment

Each year, your district reports to the Colorado Department of Education on the number of adults who work in your school, as well as the type of work they do. Last year, your school employed:

	Your School		District	
	Full Time	Part Time	Full Time	Part Time
Teachers	14	2	1,857	85
Paraprofessionals	1	0	259	266
Administrators	1	1	142	13
Other Professionals*	0	2	303	59
School Support	0	1	641	293
Total Staff	22		3,909	

* School counselors and librarians are included in the Other Professionals category. Your school employed 0/0 FT/PT counselor(s) and 0/0 FT/PT librarian(s) last year.

Students per Teacher Ratio

	Student Enrollment	Students per Teacher
Grade 7	16	13.3
Grade 8	17	14.1

Professional Experience of Teachers

	Your School	District
Average years of teaching experience	5	12
Percent of teachers teaching the subject in which they received their degree(s)	50%	60%
Teachers' average days absent	3.9%	1.5%
Number of teachers who left school/district last year	7	215
Teachers with tenure	1	1,235
Teachers without tenure	15	707
Number of professional development days	7	7

Salaries

	Your School	District	State
Average Teacher Salary	\$19,660	\$41,328	\$40,659
Average Administrator Salary	\$33,766	\$72,059	\$69,605

Principal: Jan Songer (Assistant Principal)

Number of years as Principal at this school: N/A

Number of years as Principal at any school: N/A

Globe Charter School

2132 East Bijou Street . Colorado Springs, CO 80909 . 719-630-0577

For more information and further details about this report, visit www.state.co.us/schools
Colorado Department of Education . 201 East Colfax Ave. Denver, CO 80203